

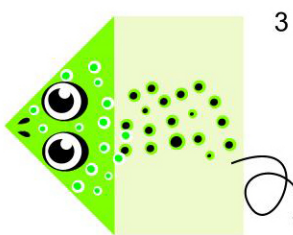
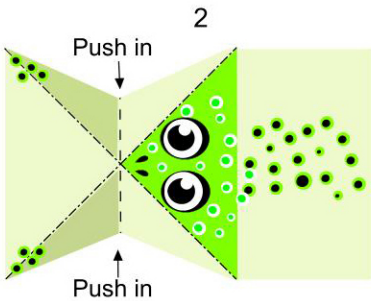
Very Simple Origami Jumping Frog

Cut out the rectangle

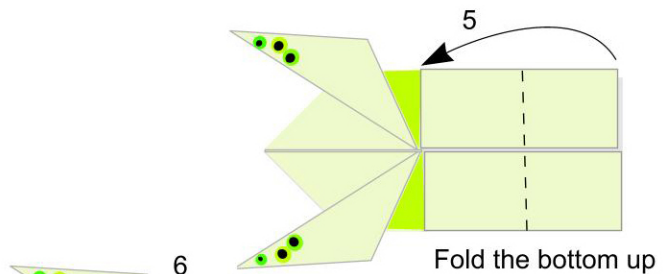
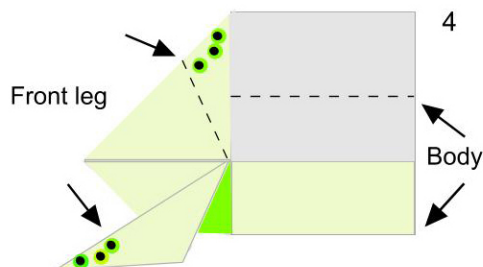
Turn the paper so the plain side is facing up.

Fold the diagonal lines as shown and open back up.

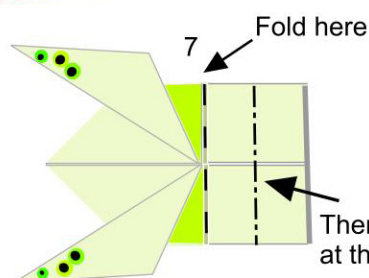
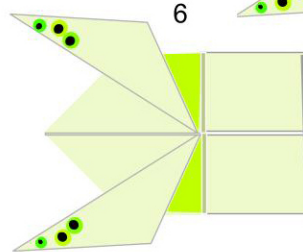
Now turn the paper printed side up. Fold the straight line.



Turn the paper over so the printing is down. Fold the front legs forward and fold the body in.



Fold the bottom up



Press down here to make the jumping frog hop.

